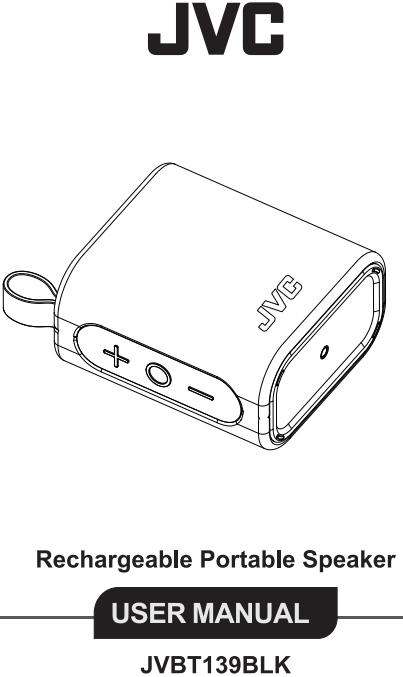
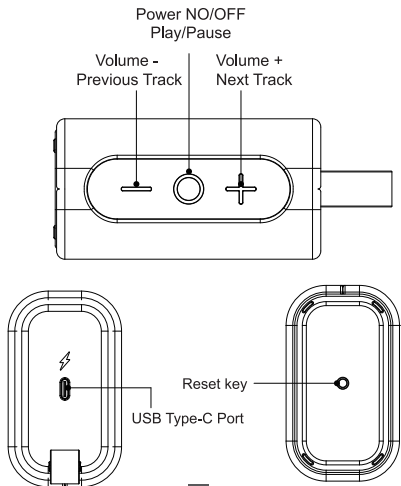




尺寸: 70X100MM, 材质: 100g书纸, 1C+1C, 风琴折页

	<p>Important Safety Instructions</p> <p>Caution</p> <ul style="list-style-type: none"> Read this instruction manual carefully and completely before this product be operated. This instruction manual should be retained for future reference. Only use the product in environments where wireless transmission is permitted. Do not install near any heat sources such as radiators, heaters, stoves, or other apparatus that produce heat. The product is not intended for use by persons (including children) with reduced physical, sensory or mental capabilities, or lack of experience and knowledge, unless they have been given supervision or instruction by a person responsible for their safety. Young children should be supervised to ensure their safety. Do NOT use this product while walking, driving, or riding bike, motorcycle, skateboard, or watercraft. Do NOT use the product in dangerous situations unless the surrounding sound can be heard. Do NOT use an obviously defective product. Do not use the speaker has been dropped or damaged in any way. Do not immerse the speaker in water. Do NOT charge the product unattended. Do not 	<p>charge the speaker that shows sign of overheating or damage, if the speaker starting to heat up discontinue charging process immediately.</p> <p>Never charge unattended</p> <p>Preventing damage to the product and malfunctions</p> <ul style="list-style-type: none"> Keep the product away from fire, water, liquids, extreme heat, such as the dashboard of a car in direct sunlight. Do NOT drop or knock the product on hard surfaces. Do NOT use chemicals or detergents to clean the product. Clean the product only with a soft, dry cloth. Do not push foreign objects into the slots or holes in the product. Do NOT make unauthorized alterations to this product. Only use attachments, accessories, spare parts supplied or recommended by JVC. 	<p>Package Includes</p> <ul style="list-style-type: none"> 1 x Speaker 1 x USB charging cable 1 x AUX Cable (Φ3.5mm) 1 x User Manual <p>Overview of Speaker</p> 	<p>Charging</p> <ol style="list-style-type: none"> Before first time use, fully charge the built-in battery. Connect the USB charging cable (included) between <ul style="list-style-type: none"> the USB-C port on the speaker, and a USB 5V/1A power source. <table border="1"> <thead> <tr> <th>LED Indicator</th> <th>Battery Status</th> </tr> </thead> <tbody> <tr> <td>RED flashing</td> <td>Low battery (<10%)</td> </tr> <tr> <td>Solid Red</td> <td>Under Charging</td> </tr> <tr> <td>Solid Green</td> <td>Full charged</td> </tr> </tbody> </table> <p>Note: When the battery charge <3%, the speaker will power off automatically.</p> <p>Power On</p> <p>Press ○ button until hear a sound prompt and blue LED indicator light on.</p> <p>Power Off</p> <p>Press ○ button until hear a sound prompt and blue LED indicator light off.</p> <p>Wireless connection</p> <p>Make sure that the speaker is close to your mobile device,</p> <ol style="list-style-type: none"> Press ○ button until hear a sound prompt and blue LED indicator fast blinking blue. Go to the Wireless settings on your mobile device, search and select "JVBT139BLK" from the list. Once paired, the LED indicator turns solid blue and a sound prompt. 	LED Indicator	Battery Status	RED flashing	Low battery (<10%)	Solid Red	Under Charging	Solid Green	Full charged	<p>Note:</p> <ul style="list-style-type: none"> When power on, the speaker automatically reconnects to the last mobile device it was connected to. (The speaker can memorize maximum of 8 paired devices). The speaker will automatically shut down after 10 minutes in pairing mode if no devices are paired for power saving. <p>Music Control</p> <p>Play / Pause.....Click ○</p> <p>Volume Up.....Click +</p> <p>Volume Down.....Click -</p> <p>Next track.....Press and Hold +</p> <p>Previous track.....Press and Hold -</p> <p>Speakerphone (in Wireless Connection)</p> <p>Answer an incoming call.....Click ○</p> <p>Reject an incoming call.....Press and Hold 1s ○</p> <p>End the current call.....Click ○</p> <p>Wireless Disconnection</p> <p>Press +, - buttons simultaneously until hear a tone and LED Indicator fast blinking blue to disconnect the into connected device, current and go new Wireless-pairing mode.</p>
LED Indicator	Battery Status												
RED flashing	Low battery (<10%)												
Solid Red	Under Charging												
Solid Green	Full charged												

<p>TWS (True Wireless Stereo) Function</p> <p>The TWS technology enables you to use two same mode (or two same model of different colors) speakers pairing via Wireless to create a wireless due-channel system to deliver true stereo sound effect.</p> <p>TWS connection operation</p> <ol style="list-style-type: none"> Place the two speakers near each other Power on the two speakers, long press the ○+ button on one speaker as MASTER speaker (playback left channel), the LED indicator fast blinking White then the two speaker will pair to each other automatically (The other speaker will be as SLAVE speaker and playback right channel) Once paired, the MASTER speaker LED indicator Solid Blue and a sound prompt. <p>Disconnect the TWS connection</p> <p>Press ○+ button on one of the speaker simultaneously until LED Indicator slow flash Blue and a sound prompt to disconnect the TWS connection.</p>	<p>Specifications</p> <ul style="list-style-type: none"> Version: 5.3 Transmission distance: 10M or less Material: ABS+Fabric Rated Output Power: 6W Peak Output Power: 7W Driver Unit: 58.4mm (4 Ω, 7W) Frequency response: 90Hz-20kHz Signal-to-noise ratio: >70dB Battery: 3.7V/2000mAh DC input voltage/current: 5V/1A Battery charge time: around 2.5 hours Dimensions: 97*88*51 mm Weight: 279g±30g 	<p>Troubleshooting</p> <p>Cannot Power On</p> <p>Charge the speaker and make sure it has enough battery power.</p> <p>Cannot connect with the device</p> <ul style="list-style-type: none"> Please check the following: <ul style="list-style-type: none"> The Wireless device supports A2DP profile The Speaker is within 10m from the device. The Speaker is in pairing mode, the LED indicator blinking blue. <p>No Sound</p> <ul style="list-style-type: none"> Make sure the music volume is at audible level on both your device and speaker. Make sure your device is successfully paired with the speaker, the LED indicator turn solid blue. <p>Poor sound quality</p> <p>Move the device closer to this Speaker or remove any obstacle between them.</p>	<p>Responsible disposal</p> <p>At the end of its working life, do not throw this product out with your household rubbish. Electrical and electronic products contain substances that can have a detrimental effect on the environment and human health if disposed of inappropriately. Observe any local regulations regarding the disposal of electrical consumer goods and dispose of it appropriately for recycling. Contact your local authorities for advice on recycling facilities in your area. Please keep the original packaging carton and materials in a safe place. It will help to prevent any damage if the product needs to be transported in the future. In the event it is to be disposed of, please recycle all packaging material where possible.</p>  <p>Two Year WARRANTY</p> <p>We pride ourselves on producing a range of quality home products that are both packed with features and completely reliable. We are so confident in our products, we back them up with a two year warranty. Now you too can relax knowing that you are covered. Customer Helpline NZ: 0800 422 274. This Product is covered by two year warranty when accompanied by proof of purchase.</p>	<p>WARRANTY CARD</p> <p>This product is guaranteed against faulty materials and workmanship for a period of 2 years from the date of purchase with proof of purchase. Under this warranty, the warrantor's obligation to the purchaser is to remedy manufacturing faults by repairing or replacing faulty parts or, if unable to be remedied, replacing or refunding the product with proof of purchase. This warranty becomes void if the product has been tampered with or damaged in any other way by improper use. This product has been quality inspected. In the unlikely event of a deficiency, please contact the retailer from which this product was purchased.</p> <p>WARRANTY FOR PRODUCTS USED COMMERCIALY LIMITED TO 90 DAYS</p> <p>Please fill this in upon purchase in case you lose your receipt.</p> <p>Model Number: _____</p> <p>Serial Number: _____</p> <p>Date of Purchase: _____</p> <p>Receipt Number: _____</p> <p>Store Purchased from: _____</p> <p>IMPORTANT</p> <p>Please retain this warranty card along with your purchase receipt. Please do not post to the retailer or importer. If service is required, both of these documents are to be returned with the product to your retailer, otherwise a fee may be charged.</p>	<p>Customer support line 0800 422 274.</p> <p>For assistance during normal working hours Monday – Friday, 9am – 5pm, New Zealand local time</p>  <p>This product is manufactured, distributed, serviced and warranted exclusively by TWG. "JVC" is the trademark of JVCKENWOOD Corporation, used by TWG. under license.</p>
--	---	--	---	--	---