

everis™

Quick Start Guide

for Smart Band E4004

STEP 1:

Activate & Charge Device

Make sure the device is charged before initial use. In case device is low on battery, connect the device to the charger clip and connect USB cable to a USB power source. The device will automatically boot up (please clamp the charging clip to the back 2 contacts of bracelet as below)




USB charging power: DC 5V 500mA

STEP 2:

Power-on and Connect to Your Smart Band

You will need a smart phone that supports Bluetooth 4.0 + low energy(BLE), with iOS 8 or above, or Android 5.0 or above.

1. Touch and hold the Function Key at the bottom of the screen for 3 seconds until the screen turns on.
2. Download the Everis app from the App Store/Play Store



STEP 3:

How to use


Touch Area
Short press: function switch
Long press: Turn on/off, reset



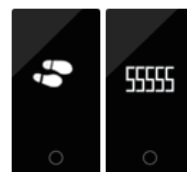
Open EVERIS app, go to Settings / Connect device, select Everis Smart Band to connect and follow the display instructions on app

Once the device has connected to the app successfully, it will sync your activities and sleep data automatically. Please press the touch area on the device to switch into different display modes as following:

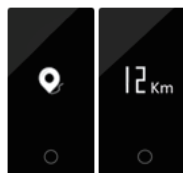
STEP 4:



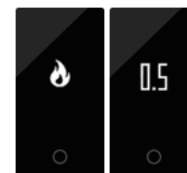
Time Mode



Steps counter



Distance




Calories

STEP 5:

Sleep Monitor

Your Everis Smart Band can record your sleep status from 22.00pm to 9.00am.

Sleep data can be found in the EVERIS app.



Heart rate Monitor



Bluetooth on

Note: Long press touch area:



Turn on



Reset



Turn off

Full User Manual:

Download The EVERIS APP

Your EVERIS Smart Band needs to pair with the smart phone through the app. Search for EVERIS APP on Apple App Store or Google Play store. Everis Smart Band is enabled with Bluetooth 4.2, and support phone with Android5.0/ iOS8 or above

Connect EVERIS Smart Band with smart phone though The EVERIS APP

Ensure the EVERIS Smart Band is powered on, open EVERIS APP settings, select Connect device and follow the display instruction on EVERIS APP.

For safety and warranty information, detailed operating instructions and advanced functions, go to <https://www.thewarehouse.co.nz> and search for the barcode "9401063611300".

A PDF download of the user manual can be found on this product page.

Everis™ brand is exclusively marketed and distributed by The Warehouse Group, 26 The Warehouse Way, Northcote, Auckland 0627, New Zealand. Ph 0800 422 274.
Due to on-going product development, specifications and accessories may change without notice. Contents may vary in style, colour, shape and decoration from images on packaging or in advertising.