

145.00 mm

2021.11.24

210.00 mm

living & co.

LARGE SINGLE ELECTRIC BLANKET


Model: TT-AA



INSTRUCTION MANUAL- IMPORTANT
INSTRUCTIONS RETAIN FOR FUTURE USE-
READ FULLY BEFORE USE

living & co.

AFTER SALES SUPPORT

 NZ 0800 422 274

SAFETY INSTRUCTIONS



Carefully read this manual in full before using this electric blanket.

Ensure that you know how the electric blanket functions and how to operate it.

Maintain the electric blanket in accordance with the instructions to ensure that it functions properly.

Keep this manual with the electric blanket. If the electric blanket is to be used by a third party, this instruction manual must be supplied with it.

The safety instructions do not by themselves eliminate any danger completely and proper accident prevention measures must always be used.

No liability can be accepted for any damage caused by non-compliance with these instructions or any other improper use or mishandling.

WARNING! Do not use this electric blanket if it has been damaged in any way, if it is wet or moist or if the supply cord is damaged. Return it immediately to the retailer.

Warning! Electric blankets should be checked annually for electrical safety in order to limit the risk of electric shock or fire. Read safety instructions fully.


PACKAGE CONTENTS

1 x Large Single Electric Blanket
1 x Detachable Control
1 x Instruction Manual

CAUTION. Confirm all parts before disposing of packaging. Safely dispose of all plastic bags and other packaging components. They may be potentially dangerous to children.

Warning! This electric blanket must only be used with the heat control supplied. The heat control must be marked with the make and model number corresponding to those marked on this heating pad.

AFTER SALES SUPPORT

  0800 422 274

LOCATION AND SAFE USE OF YOUR ELECTRIC BLANKET

Location and Use

Use the blanket as an under blanket only. This blanket is designed for domestic use only.

Ensure that you have read all the safety instructions carefully before use.

Fitting

Place the blanket over the bed, with the controllers at the pillow end, ensuring that the blanket heating wires do not overhang the bed edge and is not in the area of any intended pillow. Carefully fit the blanket to the bed. Secure each corner and also the middle.

WARNING! The blanket must be securely in place.

WARNING! The cord and control must be outside the bedding at all times and away from other heat sources such as heating and lamps.

Controls.

The controller has the following settings. **Warning!** Ensure heat control is correctly attached before connecting to the mains supply. Input plug and connecting socket must be secured and locked under the locking flap.

- 0 OFF
- 1 LOW HEAT
- 2 MEDIUM HEAT
- 3 HIGH OR PRE HEAT.
- 0 OFF

WARNING! Use HIGH setting to pre heat the bed 1 or 2 hours before use only.

WARNING! DO NOT sleep with the control set to this setting (HIGH).

Operation.

Caution. This blanket should be used to heat the bed before sleeping. It is not recommended to sleep on any electric blanket whilst heating.

Once the electric blanket has been installed correctly in position and the bedding completed, connect the controller supply plug to a suitable power outlet. Ensure the controller is set to 'Off' before plugging in. Select the desired heat setting on the controller. The indicator lamp indicates that the blanket is ON.

AFTER SALES SUPPORT

  0800 422 274

LOCATION AND SAFE USE OF YOUR ELECTRIC BLANKET (continued)

Caution: First Time Use

For first time use it is recommended that the blanket be set on HIGH for 2 hours before sleeping on the bed. This will assist in drying any moisture out of the mattress. Ignore any initial small odour that may occur with first time use.

For normal use select the desired heat on the controller. **Warning! Do not sleep with the controller set to HIGH.** Use HIGH setting only to pre heat the bed then reduce the heat setting to MEDIUM or LOW. Set to OFF before going to sleep or when the heat is no longer required.

Warning! Remember to switch the blanket controller to "OFF" at the end of use and disconnect from the mains supply, do not leave on indefinitely. There may be a risk of fire.

Warning! For added safety it is recommended that this blanket be used with a residual current safety device (safety switch) with a rated residual operating current not exceeding 30 mA.


IMPORTANT SAFETY INFORMATION



When using electric appliances always observe safety regulations where applicable to reduce the risk of fire, electric shock and personal injury. Always check that the power supply corresponds to the voltage on the rating plate.

Warning. Do not use the electric blanket folded. Do not use the electric blanket rucked. Avoid creasing the blanket. Do not insert pins into the electric blanket. Do not use this electric blanket if it is wet or has suffered water splashes.

AFTER SALES SUPPORT

  0800 422 274

IMPORTANT SAFETY INFORMATION (continued)

Warning. Do not use this electric blanket with an infant or child, or any other person insensitive to heat. Do not use with a helpless or incapacitated person or any person suffering from medical illness such as high blood circulation, diabetes or high skin sensitivity.

Warning. Avoid extended use of this electric blanket at a high setting. This may result in skin burns.
Avoid creasing the blanket. Examine the blanket frequently for signs of wear or damage. If there are such signs or if the appliance has been misused, return it to the supplier prior to any further use.
This electric blanket is not intended for medical use in hospitals.

Warning. Do not use this electric blanket on or under any waterbed or mechanically adjustable type of bed such as a bunk or sofa bed. Check to ensure that the controller and supply cord cannot become trapped in any bed or bedding. Keep controller outside of the bedding, as much as possible.

Warning. Use the correct size of blanket for the bed. Do not for example use a double blanket on a single bed. Do not tuck the blanket in.

Supply

This electric blanket must be connected to a suitable 220-240 V ~ 50Hz power supply. If using an extension cord, ensure that the extension cord is of a suitable 10-amp power rating. Fully unwind the supply cord when in use as a coiled cord may overheat. **Warning! Always unplug from the mains supply when not in use.**

Supply cord and plug.

If the supply cord or controller is damaged, it must be replaced by the manufacturer or its service agent or a similarly qualified person in order to avoid a hazard.

Children.

This blanket is not to be used by young children unless the controls have been preset by a parent or guardian or unless the child has been adequately instructed on how to operate the controls safely.

AFTER SALES SUPPORT

  0800 422 274

CLEANING

Warning! Before cleaning.

When not in use or before cleaning, always disconnect the blanket from the mains supply.

Detachable Cord.

Disconnect the heat control supply cord from the blanket. To remove, lift the locking flap located on the side and pull outwards.

Cleaning.

Warning! Do not dry clean this electric blanket. This may damage the heating element or control. Do not iron this blanket. Do not tumble dry.

Roll up the securing tie tapes before cleaning. This will prevent them becoming tangled or damaged.

Hand Washing.

Immerse the blanket only in lukewarm neutral detergent or mild soapy water solution.

Soak for five minutes, remove and gently squeeze the liquid from the blanket as much as possible (**DO NOT WRING THE BLANKET**). Rinse the blanket only in clean water.

NOTE: DO NOT ALLOW CONTROLLER TO BE IMMersed IN ANY LIQUID – DISCONNECT FIRST.

Machine Washing.

Note: It is recommended to use a commercial laundry as a domestic washing machine may not be suitable.

Wash on WOOL or DELICATES cycle with a neutral detergent or mild soap, below 40 degree C.

Spin on slow and then gently stretch the blanket pad to its original size. (**Do not use high speed or extra spin cycles**).

Spot Cleaning.

Sponge the area with a neutral wool detergent or mild soap solution in lukewarm water. Sponge with clean water and dry completely before re-use.

Line Drying.

Drape the blanket over several lines of your clothesline. Do not use pegs to secure. Do not use any appliance such as a hairdryer or heater. Allow the blanket to dry naturally.

Do not tumble dry.

AFTER SALES SUPPORT

  0800 422 274

CLEANING (continued)

Damage check.

Always check that the blanket is in good working order before use. Check the controller, power supply cord and plug regularly for cuts or damage.



Water.

Do not dry clean this blanket. Follow cleaning instructions carefully. Do not immerse the controller or supply cord in water.

Service

Do not attempt to service this blanket. There are no user serviceable parts. If it is faulty in any way, return it to the retailer immediately.

Safety Check

This blanket should be checked annually by a suitably qualified person to ensure its safety and suitability for use. Examine the blanket frequently for signs of damage. If there are such signs or if the blanket has been misused, return it to the supplier prior to any further use.

Store in a safe place

When storing the appliance allow it to cool down before folding. When not in use store your blanket and instruction manual in a safe and dry place. Roll or gently fold the blanket. Do not crease the appliance by placing items on it during storage. Store in a bag for protection. Do not place heavy items on the blanket when storing. Before re-use after storage it is recommended that the blanket is checked by a suitably qualified person to eliminate the risk of fire or electric shock through a damaged blanket.

WARNING! Before reconnecting the heat control cord input plug to the blanket input socket ensure that the input socket attached to the blanket is completely dry.

TECHNICAL SPECIFICATIONS

220-240VAC 50Hz
1 x Large Single Electric Blanket
1 x Detachable Control
Size: 80X150cm

AFTER SALES SUPPORT

  0800 422 274

RESPONSIBLE DISPOSAL

At the end of its working life, do not throw this appliance out with your household rubbish. Electrical and electronic products contain substances that can have a detrimental effect on the environment and human health if disposed of inappropriately. Observe any local regulations regarding the disposal of electrical consumer goods and dispose of it appropriately for recycling. Contact your local authorities for advice on recycling facilities in your area



living & co.

Warranty

We pride ourselves on producing a range of quality home appliances that are both packed with features and completely reliable. We are so confident in our products.


We back them up with a 2 year warranty.

Now you too can relax knowing that you are covered.

Customer Helpline NZ: 0800 422 274

This product is covered by 2 year warranty when accompanied by proof of purchase

AFTER SALES SUPPORT

  0800 422 274