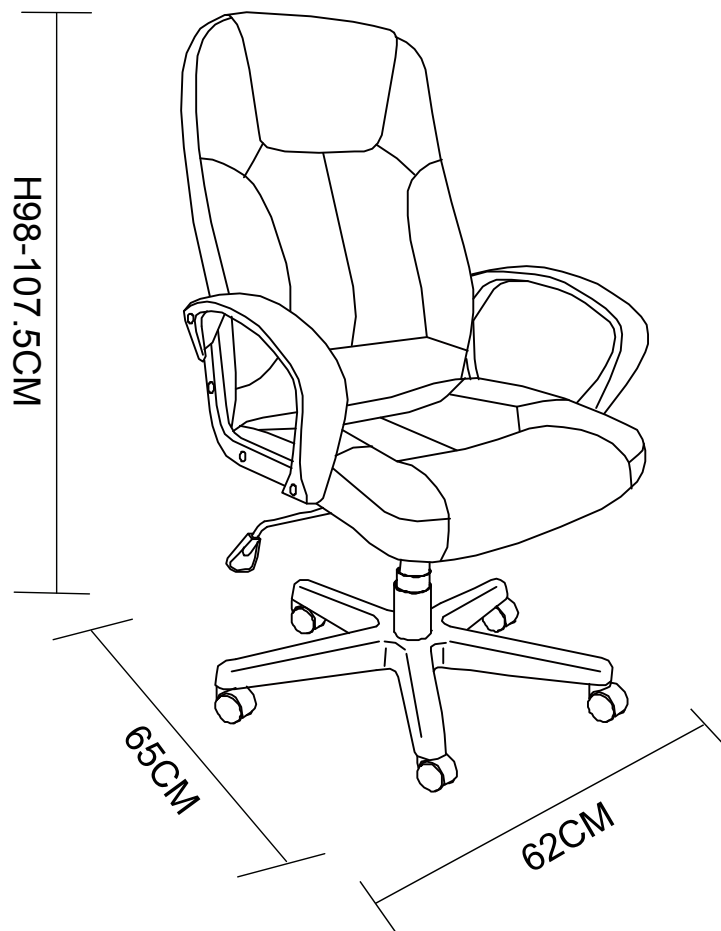


LIVING & CO[®]



LINCOLN EXECUTIVE OFFICE CHAIR



INSTRUCTION MANUAL

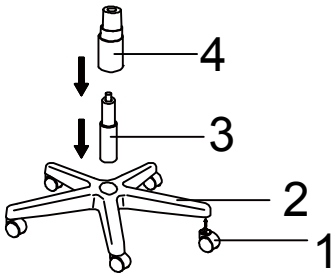
Maximum weight for this product is 120kgs

AFTER SALES SUPPORT

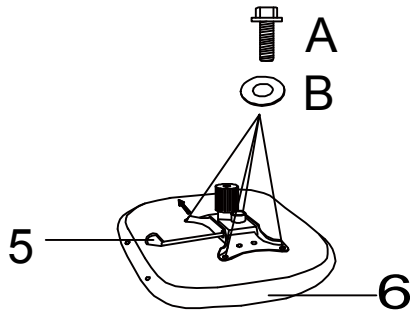
  0800 422 274

Assembly

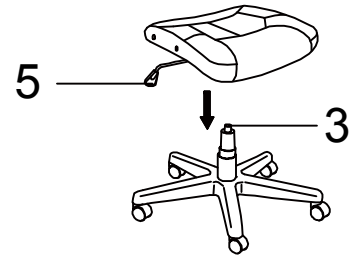
STEP1



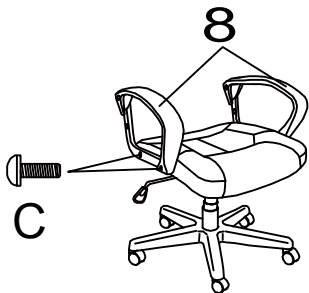
STEP2



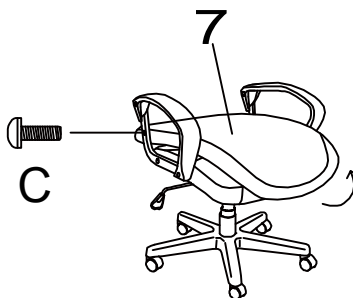
STEP3



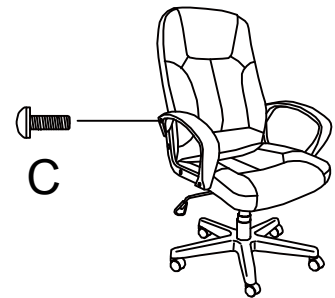
STEP4



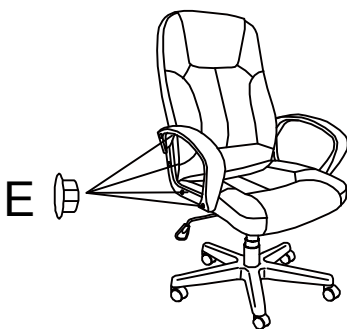
STEP5



STEP6



STEP7

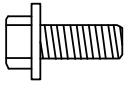

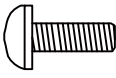




STEP8

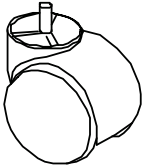



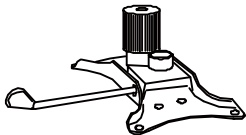
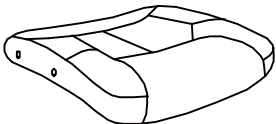
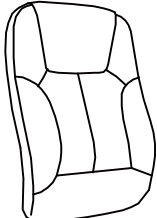
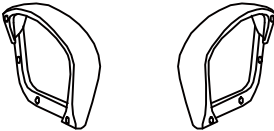


Part Name

HARDOARE LIST

 Ax4	 Bx4	 Cx8	 Ex8
 Dx1			

PARTS LIST

		
1 5xPC	2 1xPC	3 1xPC
		
4 1xPC	5 1xPC	6 1xPC
		
7 1xPC	8 1xPC(L&R)	




Tips before you start

1. Please check that all parts are present before you start the assembly of your furniture.
2. For ease and speed of assembly, we recommend that before you commence each step of the assembly, that you identify all the parts required for that step.
3. For larger items, please ensure that you have sufficient space and people (as indicated on page 1) to assemble your product safely.
4. We recommend that, where possible, all items are assembled near to the area in which
5. they will be placed in use, to avoid moving the product unnecessarily once assembled.
6. For the protection of your furniture, we recommend that the product is placed on a protected surface during assembly to prevent any damage.
7. During assembly please take care not to over-tighten any fittings, as this may damage the product. Do not use power tools.
8. Always place the product on a flat, steady and stable surface.
9. Do not stand on the product. Do not use the product as a stepladder.
10. This product is intended for indoor, household use only as it is a non-industrial product.
11. Please use caution and care when lifting the product to avoid personal injury and/or product damage.

Care and maintenance

- ✓ Please periodically check all fittings and re-tighten as necessary.
- ✓ To clean your item, please use a damp cloth and wipe clean.
- ✓ Never allow any kind of liquid to remain on your furniture. Absorption can cause wood to warp or finishes to de-laminate.
- ✓ Please do not place hot items (eg. hot drinks) directly on to the surface.
- ✓ Please do not drag and pull your furniture.

Assembly Details

<p>10 MIN APPROXIMATE ASSEMBLY</p>	<p>1 PERSON ASSEMBLY</p> 	<p>FLOOR AREA 1.5Mx1.5M</p>  <p>REQUIRED ASSEMBLY SPACE</p>
 <p>allen key</p>		



LIVING & CO[®]

Warranty

We pride ourselves on producing a range of quality products that are both packed with features and completely reliable. We are so confident in our products, we back them up with a one-year warranty.

Now you too can relax knowing that you are covered.

Customer Helpline NZ: 0800 422 274
This product is covered by 1 year warranty
when accompanied by proof of purchase.