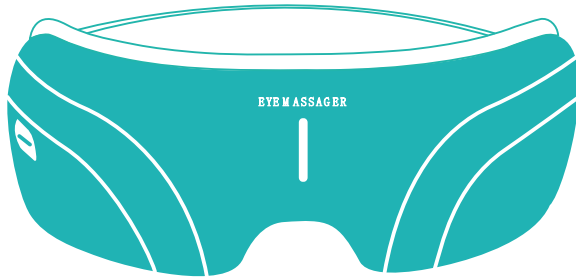


105MM

**living & co.**

EYE MASK



Instruction Manual  
Model FE-4619

**AFTER SALES SUPPORT**

  0800 422 274


139MM



## Safety Precautions


- Please read carefully to understand all the instructions before use, and follow the instructions during use. Do not use the product when you have eye irritation. Do not use the product if you had eye surgeries or have serious eye conditions such as glaucoma, cataract or retinal detachment.
- Clean the product with a very damp cloth with a mild solution of dish washing detergent and luke warm water.
- Do not disassemble the product by yourself, any servicing must be performed by qualified technicians.
- Pay attention to the surface of the product, which becomes hot in use, if you are insensitive to heat.
- The product is not suitable for those with reduced physical, sensory or mental capabilities, unless suitable guidance or assistance is provided.
- The product is not suitable for use by kids . Keep the product out of the reach of the children and ensure they do not play with the product.
- This is a massage product for general well being and relaxation. It is not intended to offer therapeutic or medical benefits. It can't replace the effects of medicines or medical care.
- Never immerse the product in water, subject to splashing water or expose to excessive heat.
- Do not disassemble or crush the lithium battery in the product.
- Do not place the product in an environment with high temperatures as it contains a lithium battery which can be sensitive to heat.
- Use the product under the doctor's guidance if you have sensitive skin, facial allergic dermatitis or plastic materials on your face.
- Remove contact lenses, hairpins and hair accessories, etc. before use.
- Do not use the product in hot and humid places. Avoid direct sunlight.
- Do not use the product while walking or driving, as the product blocks vision.
- Charge the product with a suitable USB-A socket outlet (phone charger or similar rated 5V DC/ 1A).
- If the product will not be used for an extended period (> 3 months), please regularly charge the battery. Do not leave in a flat state for more than 3 months as this may affect the longevity of the battery.
- Always close your eyes in use and ensure the securing strap is not excessively tight.
- If you experience any discomfort during use, stop using the device immediately.

**AFTER SALES SUPPORT**

  0800 422 274

**living & co. 1**

## Product overview



## Product features



Voice broadcast



180°folding



Intelligent pressure



Skin-friendly PU leather



Heating



Music

**AFTER SALES SUPPORT**

  0800 422 274

**living & co. 2**

## Instructions

### Wearing the product

- Place the product over your eyes, align the nose contour with your face and adjust the elastic to the most comfortable position.
- Adjust the body to the most comfortable position by moving it up/down and left/right.

### Attention

Remove glasses, contact lenses, hairpins, hair accessories, etc. before use to avoid discomfort. Do not use the product with wet hands.  
Avoid dropping and impacting the product.

### ● Function Button Control

Press and hold the power button for 2 seconds to power on and off.


Press the power button to switch to the next mode. Subsequent presses step through the different modes.

Double press the power on button (quick succession) to turn on the mute mode.

### ● Wireless (Bluetooth) music

The wireless option is on by default. The product plays built-in music when turned on and will switch to music streamed by wireless devices after connection.

Search for "FE-4619 Eye massager" via your Bluetooth settings and connect to play your music playlist through the device. Once paired successfully, the device will automatically connect to Bluetooth next time, followed by a voice prompt "Bluetooth connectivity". The product will switch back to the built-in music automatically when the Wireless connection disconnects.

 Listening to music at high volume for a long time may lead to hearing loss.

## Before Use

- Fully charge the battery before use with a 5V DC outlet. Connect the USB-C plug of the charge cable to the charging port and the USB-A plug to a USB outlet source (Plug adaptor / computer outlet etc).
- The battery / function indicator light flashes during charging and stays on when the charging is finished.
- The product doesn't work during charging. It stops working automatically if charging starts.

### Modes of Use

Subsequent presses of the Function Control Button will step through the different program modes.

One-touch Loop Mode: There is a voice broadcast for the current mode after you press the mode. Each mode lasts for ten minutes by default and the product turns off.

**Program 1** :Soothing hot compress (warming) mode : Low Air Pressure + Heating+ Music

**Program 2** :Strong hot compress (warming) mode : High Air Pressure + Heating + Music

**Program 3** :Hot compress (warming) mode : Heating + Music

**Program 4** :Soothing mode : Low Air Pressure + Music

**Program 5** :Power mode: High Air Pressure + Music

Note: In any mode, double-click the control button to enter mute (quiet) mode. Double click a second time to re-enter music mode with voice broadcast.

### Technical Parameters

Product Name	Eye massager	Power Supply	Built-in battery
Control Mode	One key operation	Battery Capacity	1200mAh
Massage Mode	5 kinds	Function	airbag / heating / music
Time of Massage	10 minutes / time (automatic shutdown)	Charging Mode	TYPE-C
Power Rating	Less than 5W	Charging Current	5V/1A
Product Size	221*90*112.5MM	Net Weight	297g

AFTER SALES SUPPORT

  0800 422 274

living & co. 4

## Cleaning and Storage

- Turn off the device and allow it to cool down before cleaning or storing.
- Wipe the device surface with a soft cotton cloth slightly dampened with mild detergent. Do not submerge it in water or use bleach or corrosive cleaners.
- Ensure the device is clean and dry before storing. Store it in a cool, dry place, away from direct sunlight, moisture, heat, and corrosive gases.
- If the device has not been used for over 3 months, charge it periodically to prolong its lifespan.
- Do not disassemble or repair the device by yourself, as this may cause damage and void the manufacturer's warranty.

## Common Problems and Solutions

Number	Problems	Possible Causes	Suggested Solutions
1	Noises like "whew" and "da".	Normal working noises from the pump inflating/deflating, the motor spinning, the clothing cover rubbing, etc.	Unnecessary.
2	Automatic shutdown after startup.	The lithium battery is low.	Charge the battery.
3	The power button doesn't work.	The battery is not charged.	The charger may be broken.
4	Air pressure is too low.	The lithium battery is low.	Charge the battery.

- Turn off the product and contact customer service if problems still exist after conducting the suggested solutions.

## Disposal

- DO NOT dispose of the product in a landfill. The product contains a Li-ion battery and other electrical components which is considered hazardous E-Waste. Contact your local council for advice and disposal locations for electrical waste.

**AFTER SALES SUPPORT**

  0800 422 274

**living&co. 5**

# living & co.



## Warranty

We pride ourselves on producing a range of quality home appliances that are both packed with features, and completely reliable.

We are so confident in our products, we pack them up with a 1 year warranty. Now too can relax knowing that you are covered.

Customer Helpline NZ: 0800 422 274

This product is covered by a 1 year warranty when Accompanied by proof of purchase.

IM Version 1.0 – August.,2025