

LIVING & CO[®]

Shiatsu Massage Pillow



INSTRUCTION MANUAL

CL-757

AFTER SALES SUPPORT

☎ NZ 0800 422 274

Contents

	Page	
Important Safety Instructions	2 ~ 4	
General use and care	Product Overview	5
	Getting Started	6
	Operation procedure	6 ~ 7
	Completion and storage / Cleaning	7 ~ 8
	Trouble shooting	8
Warranty	9	

Important Safety Instructions

1 Warnings

Before using this appliance, read and follow all warnings and instructions in this manual, even if you are familiar with this product.

This appliance is not intended for use by persons (including children) with reduced physical, sensory or mental capabilities, or lack of experience and knowledge, unless they have been given supervision or instruction concerning use of the appliance by a person responsible for their safety.

Young children should be supervised to ensure that they do not play with the appliance.

2 Important Safeguards

Please read this instruction manual carefully before use. It is advisable to keep this instruction manual for future reference.

DO NOT use this product as a substitute for medical attention.

DO NOT use this product for more than 15 minutes at a time. Allow at least 30 minutes cool down period in between uses. Extensive use could lead to the appliance overheating and reduce the life of the product.

DO NOT leave the appliance unattended when in use or plugged in.

Take care that children cannot touch the appliance when in use.

To protect against the risk of electric shock, do not immerse the appliance, cord or power adaptor in water or other liquids.

DO NOT use or store the product near sinks, baths or showers containing water or near running water.

DO NOT use in the bath, shower, spa pool etc.

Always disconnect the power adaptor from the power point after use.

DO NOT use this appliance if it has been dropped or any part of the appliance (including cord or power adaptor) has been damaged. Take this appliance to your nearest authorised service centre or qualified dealer for inspection or repair.

DO NOT place this unit on other appliances, on uneven surfaces or where it could be subject to heat sources (e.g. radiators or stoves), direct sunlight, excessive dust.

This Appliance should not be placed near a hot gas or electrical burner or placed in a heated oven.

The appliance should always be switched off before disconnecting from the power supply. Never pull the cord to disconnect the power adaptor from either the appliance or the power point. Grasp the plug/ adaptor body.

Important Safety Instructions(Cont.)

Any type of servicing, apart from ordinary cleaning, must be carried out by an authorised service centre or qualified dealer. There are no user serviceable parts in this appliance.

If this appliance is to be used by a third party, please supply the instruction manual with it. Ensure children and babies do not play with plastic bags or any of the packaging material.

DO NOT operate the appliance or touch the power adaptor with wet hands to reduce the risk of electric shock.

DO NOT carry the appliance by the power cord.

DO NOT use the appliance while sleeping or if feeling sleepy.

DO NOT use this product before bed. The massager has a stimulating effect and may delay sleep.

DO NOT use this product while in bed.

DO NOT use machinery or heavy equipment while using this appliance.

DO NOT cover the appliance while in use. The product will overheat and may cause fire, electrocution, damage to property or injury to persons.

This appliance must not be used by persons insensitive to heat and other very vulnerable persons who are unable to react to overheating if using the Heat Function.

Prolonged Heat application can result in skin burns.

This appliance is intended for human use only. **NOT** for animals and pets.

DO NOT Allow Pets or Animals To Lie or Chew On this Appliance or on The Electrical Cords.



This product is Not to be used by very young children (0-3 years)

Children under the age of three are not to use this appliance due to their inability to react to overheating.

This product is not intended for medical use. It is intended only to provide a comfortable massage. If you have any concerns regarding your health, consult your doctor before using this appliance.

Individuals with pacemakers should consult a physician before using this product.

In case of pregnancy, diabetes or illness, consult your doctor before using this product.

Important Safety Instructions(Cont.)

Massage should be pleasant and comfortable. Should pain or discomfort result, or if you experience pain in a muscle or joint for a prolonged period of time, stop use and consult your doctor.

Never use any massager on the face, open wounds, discoloured areas, areas of poor circulation or any areas of the body that are swollen, burned, inflamed or where skin eruptions or sores are present.

Never reach or touch an appliance which has fallen into water. Unplug from the mains power point immediately.

Position the power supply cord properly so that it will not be walked on or pinched by items placed on or against it.

DONOT store or use the appliance near or in high temperature areas.

DO NOT use the appliance if the power cord is damaged. **DO NOT** repair by yourself. It must be repaired by the manufacturer, our customer service department or a similarly qualified person.

ONLY for indoor domestic use. Industrial or commercial use invalidates the warranty.

No liability can be accepted for any damage caused by non-conformance with these instructions or any other improper use or mishandling of appliance.

IMPORTANT

If you have any concerns regarding your health, consult your doctor before using this appliance. Individuals with pacemakers should not use this product. If you experience pain in a muscle or joint for a prolonged period of time, discontinue use and consult your doctor. Persistent pain could be a symptom of a more serious condition.

Additional Safety Instructions relating to the Plug and Power Cord

If using an extension cord:

The cord should be checked and tested by an authorised service centre or a qualified dealer.

The technical specifications of the extension cord must match the technical specifications of this appliance.

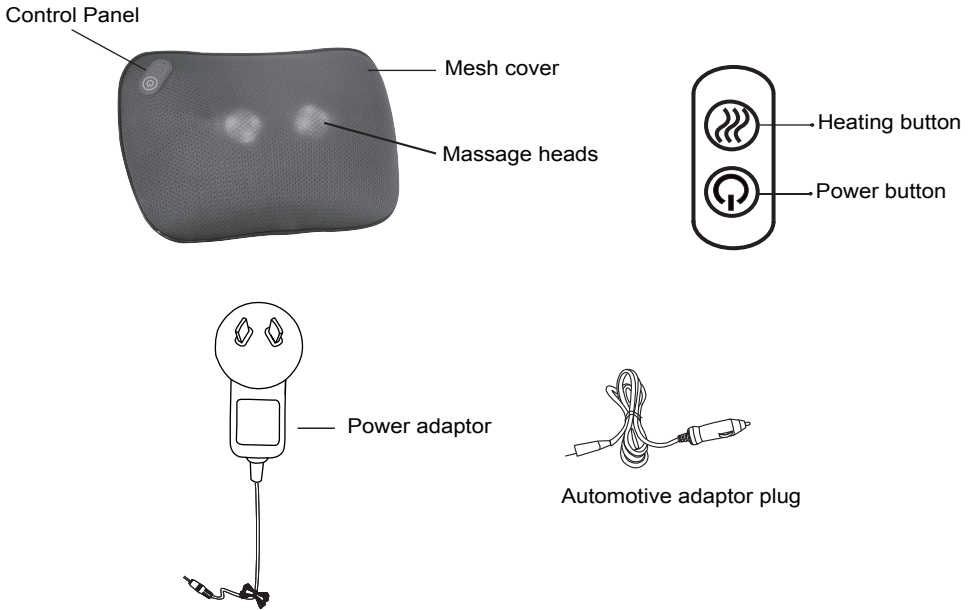
Do not allow the cord to hang over the edge of the works urface or to come into contact with stoves or other hot surfaces.

If the cord or plug is worn or damaged, the appliance should be taken to your nearest authorised service centre or qualified dealer for replacement with an approved cord or plug of the same size and specification.

Unplug from power socket by grasping the plug - DO NOT pull on the cord.

Product Overview and Part Names / Functions

3 Product Overview



• Massage Areas



NOTE:

Due to continued product improvement, images and illustrations in this manual may vary slightly from the product purchased. All images in this manual are for reference purposes only. Parts are not necessarily pictured to scale.

• Getting started

Before first use

- **Unpacking:** This product has been packaged to protect it against transportation damage. Unpack the appliance and keep the original packaging carton and materials in a safe place. It will help prevent any damage if the product needs to be transported in the future, and you can use it to store the appliance when it is not in use. In the event it is to be disposed of, please recycle all packaging materials where possible.

- **Safe packaging disposal:** Plastic wrapping can be a suffocation hazard for babies and young children, so ensure all packaging materials are out of their reach and disposed of safely.

- **Inspection:** Unwind the cord to its full length and inspect it for damage. Do not use the appliance if the appliance or its cord have been damaged or are not working properly.

In case of damage, contact our after sales support centre for advice on examination, repair or return of the damaged product.

- **Instructions:** Make sure you have read and understood all instructions in this manual. Refer to the Product Overview, page 4, to familiarise yourself with the product and identify all parts. Pay particular attention to the safety instructions.

4 Operation Procedure

NOTE:

This appliance will automatically turn off after approximately 15 minutes of operation.

DO NOT use for more than 15 minutes at a time without a 30 minutes' cool down period in between.

This should not be considered as a substitute for manually turning off your appliance.

Always remember to turn off and unplug when not in use.

4.1 Power Adaptor

- Before first use, please read the Instruction Manual carefully.
- Insert the small plug end of the power adaptor into the front of the massager as shown.



- Plug the power adaptor end into the power point and switch on.
- The appliance is now ready for use.




4.2 Automotive Adaptor Plug (12V)

- As an alternative to using the supplied Power Adaptor (4.1) the appliance can be powered from the automotive adaptor. Insert the larger plug end into a suitable automotive 12VDC socket, then connect the small plug end of the supply lead into the front of the massager as shown.

4.3 Massage Control Operation

Press the  button and the massager will start. Press the button again, the massager will stop.

4.4 Heat Function

Press the  button to control the heating function in the massage head. The massager will enter heating mode by default at start up. Press  to turn heating mode off. Press  to turn heating mode on again.

NOTE: The massager / Heat will automatically turn off after approx. 15 minutes, or alternatively, you can manually turn off before the 15 minutes has passed.

5 Completion and Storage




- After you have finished using the appliance, unplug the power adaptor and disconnect from the appliance.
- Store the appliance safely in its box and in a dry place.

DO NOT wind the power cord around the appliance body as this will damage the cord over time. Simply loop the cable and place next to the appliance.

6 Cleaning the Appliance

- Turn off and unplug appliance prior to cleaning.
- **DO NOT** immerse the appliance in water, or any other liquid.
- Clean only with a soft, slightly damp sponge.
- **NEVER** allow water or any other liquids to come into contact with the appliance especially the control panel, power socket or power adaptor.
- **NEVER** use abrasive cleaners, solvents, steel wool, scouring pads, brushes, or strong chemicals as this may cause damage to the product.

7 Trouble shooting

Problem	Cause	Remedy
No Power	Power Not Switched On.	Plug in power adaptor and Switch On power point. If still no power, Check the power point has power supplied by checking with another appliance such as a table lamp. If no power to the power point, call an electrician.
	Power adaptor not plugged into the appliance	Insert small plug end on the Power adaptor into the appliance.
No Massage	Appliance not switched on	Press the  button
Heat Function won't operate	If using the power adaptor, the massage function must be on.	Press the  button
	If using the power adaptor, the Heat button may not be in the On setting	With the massage function operating, press the Heat button. 
Appliance turns off during use.	The appliance has an auto off function which activates after approx. 15 minutes of use	Allow the product to cool for at least 30 minutes and then turn on again.

Product Technical Specifications

Item: Shiatsu Massage Pillow

Voltage: DC 12V

Operating: 1.0A

Power: 12W

Auto timer: 15 minutes

Powered from: AC Plug Pack Power supply rated 230-240V / 50Hz



LIVING & CO[®]

Warranty

We pride ourselves on producing a range of quality home appliances that are both packed with features and completely reliable. We are so confident in our products, we back them up with a 1 year warranty.

Now you too can relax knowing that you are covered.

Customer Helpline NZ: 0800 422 274

This Product is covered by a 1 year warranty when accompanied by proof of purchase.

IM Version 1.0 - July,2018