

LIVING&CO

DOUBLE HOT PLATE 2300W



Instruction Manual LHP2300W

AFTER SALES SUPPORT

☎ (NZ) 0800 422 274

CONTENTS

- 03 Important Safeguards
- 05 Parts Description
- 06 Getting Started
- 06 Operation Instructions
- 08 Cleaning and Maintenance

IMPORTANT SAFEGUARDS

When using electrical appliances, basic safety precautions should always be followed, including the following:

1. Read all instructions carefully before use. Keep this manual for future reference.
2. Never operate the appliance with wet hands.
3. This appliance is not intended for use by persons (including children) with reduced physical, sensory or mental capabilities, or lack of experience and knowledge, unless they have been given supervision or instruction concerning use of the appliance by a person responsible for their safety.
4. Young children should be supervised to ensure they do not play with the appliance. Close supervision is necessary when any appliance is used by or near children.
5. Never let the power cord hang over the edge of a counter or table, or touch hot surfaces.
6. Always use the appliance on a stable level surface and close to a power socket.
7. Always turn the temperature control knob to minimum setting and disconnect from the power outlet when not in use and before cleaning.
8. Always remove the plug from the power socket to disconnect. Do not pull the plug out by the cord.
9. If the supply cord is damaged, it must be replaced by the manufacturer, its service agent or similarly qualified persons in order to avoid a hazard.
10. Do not dismantle and repair the appliance by yourself. DANGER OF AN ELECTRIC SHOCK!
11. Never operate the appliance after it malfunctions, or if it has been damaged in any manner. Dispose of or have it repaired by qualified personnel.
12. Always ensure that food is cooked in a pan or saucepan, do not attempt to cook food directly on the hot plate.
13. Always ensure that the cookware used on the hot plate does not project beyond the area of the hot plate or overhang the controls.
14. The appliance is intended for household use only. Do not use outdoors or for commercial purpose. Any other use will void the warranty.

IMPORTANT SAFEGUARDS (Cont.)

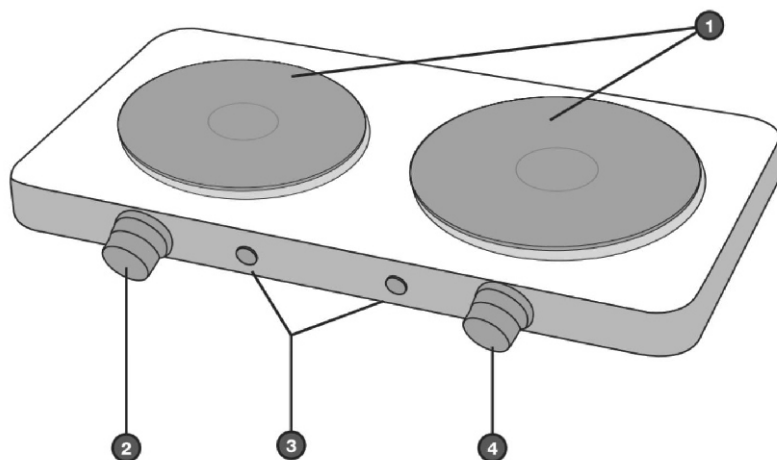
15. To protect against risk of electrical hazards, do not immerse the appliance power cord or plug in water or any other liquids.
16. Never leave this appliance unattended during use.
17. Never touch the housing and hot plates when in use, as they get hot and may cause injury.
18. Never leave oil or fat that is being heated unattended. This is a fire risk.
19. Never operate the appliance by means of an external timer or separate remote-control system.
20. Do not place on or near a hot gas or electric burner.
21. Do not use an extension cord with this appliance.
22. Do not allow this appliance to touch curtains, wall coverings, clothing, dish towels or other flammable material during use.
23. Do not operate the appliance inside appliance cabinet or under a wall cabinet when storing. In an appliance cabinet always unplug the unit from an electrical power outlet and ensure the Appliance has completely cooled down.

CAUTION: Hot surface. Care must be taken. The surfaces are liable to get hot during use.

24. Only plug the appliance into 220-240V 50/60Hz electrical power outlet.

WARNING: If the surface is cracked, switch OFF the appliance to avoid the possibility of Electric shock.

PARTS DESCRIPTION



- 1.Hot plates[Small 900W, Large-1400W]
- 2.Temperature control knob for 900W small hotplate
- 3.Power indicator lights
- 4.Temperature control knob for 1400W large hotplate

GETTING STARTED

BEFORE FIRST USE

- ✧ Carefully unpack and remove all packaging materials. We suggest you keep the original packaging carton and materials in a safe place. It will help prevent any damage if the product needs to be transported in the future, and you can use it to store the appliance when it is not in use. In the event that the carton is to be disposed of, please recycle all packaging materials where possible.
- ✧ Dispose of any plastic wrapping safely as it can be a suffocation hazard for babies and young children.
- ✧ Before using for the first time, turn the hot plates on the highest heat setting and heat up for several minutes. This will burn off any residue left from manufacture. Some odor and smoke could develop during the process, ensure good ventilation and it should disappear after few minutes of use.


IMPORTANT! This should be the only time the hotplate is turned on without a cooking utensil on it.

OPERATING INSTRUCTIONS

For the most efficient operation, the cookware used should have a solid and even base, a diameter of approximately 15cm to 17cm and a maximum capacity of 1L (for use on the 900W small hot plate).

Cookware with a base smaller than the diameter of the boiling ring should not be used.

1. Cooking utensils, regardless of their size, should not protrude beyond the boiling ring or intrude into the area of close proximity of the controls.
2. Utensils with convex, concave or uneven bottoms should not be used.



OPERATING INSTRUCTIONS (Cont.)

3. Place the appliance on a flat, dry and heat-resistant surface.
4. Turn the temperature knob to "OFF" position.
5. Put the plug into the power supply.
6. Turn the controls to the required temperature setting to achieve the desired temperature. The appliance cycle on and off to maintain the setting temperature.


Note: The power indicator light will switch OFF when the appliance reaches the selected temperature, and will cycle ON and OFF as it maintains the selected temperature setting.

7. The appliance will be very hot. DO NOT touch the surface while in use or it has not cooled down completely.

IMPORTANT! When not in use, always turn the temperature control knob to "MIN" positions, then unplug the appliance and let it cool down.

Note: Both hot plates can be used at the same time. However, care must be exercised to prevent. The cookware handles from protruding over the adjacent hot plate.

The below operating temperatures for each setting on the dial is for reference only.



Adjustable Temp. setting	Approximate Temperature on small hot plate	Approximate Temperature on big hot plate
MIN	Off	Off
1	100°C	110°C
2	170°C	190°C
3	250°C	260°C
4	330°C	330°C
5	400°C	400°C

CLEANING

- ✧ Disconnect from the power outlet and allow the hot plates to completely cool down.
- ✧ Do not immerse the appliance in any liquid.
- ✧ Do not allow the cord to touch any hot surfaces.
- ✧ Clean the painted surface with a damp soft cloth.
- ✧ Baked-on marks can be removed with a mild kitchen cleaner or a cloth moistened with mild detergent.
- ✧ Wipe with a dry cloth or paper towel and allow to completely dry.
- ✧ Commercially available double boiling ring cleaners are recommended to preserve the natural finish of the appliance.

NOTE: If the supply cord is damaged, it must be replaced by a qualified electrician in order to avoid a hazard, or the product must be disposed.

MAINTENANCE

This appliance requires little maintenance. It contains no user serviceable parts. Do not use the Unit if it appears damaged in any way. Do not attempt to repair the unit by yourself. Any Servicing that requires dis-assembly other than cleaning must be performed by a qualified appliance repair technician.

STORAGE

Unplug the hot plate. Store the appliance in a cool, dry location and out of reach of children.

LIVING&CO

Warranty

We pride ourselves on producing a range of quality home appliances that are both packed with features and completely reliable. We are so confident in our products, we back them up with a 1 year warranty.

Now you too can relax knowing that you are covered.

Customer Helpline NZ: 0800 422 274

This Product is covered by 1 year warranty when accompanied by proof of purchase.