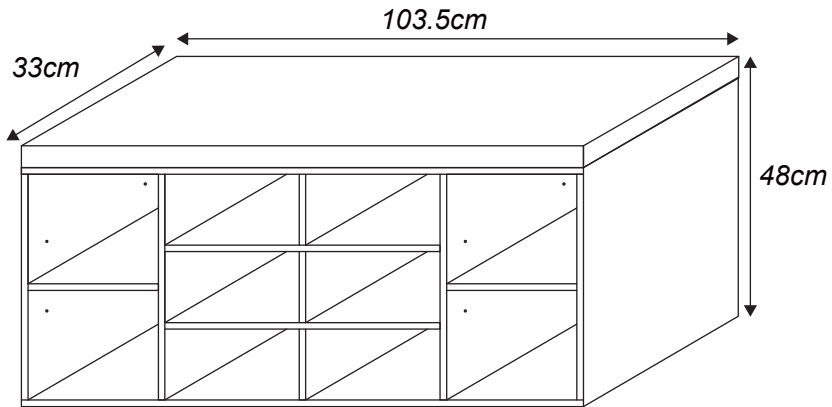


living & co.

BENCH SHOE RACK



INSTRUCTION MANUAL

The Maximum Weight per shelf can hold up to : 3kgs

AFTER SALES SUPPORT

 (NZ) 0800 422 274

Tips Before you Start

- 1 Please check that all parts are present before you start the assembly of your furniture.
- 2 For ease and speed of assembly, we recommend that before you commence each step of the assembly, that you identify all the parts required for that step.
- 3 For larger items, please ensure that you have sufficient space and people (as indicated on page 1) to assemble your product safely.
- 4 We recommend that, where possible, all items are assembled near to the area in which, They will be placed in use, to avoid moving the product unnecessarily once assembled.
- 5 For the protection of your furniture, we recommend that the product is placed on a protected surface during assembly to prevent any damage.
- 6 During assembly please take care not to over-tighten anythings, as this may damage the product. Do not use power tools.
- 7 Always place the product on a steady and stable surface.
- 8 Do not stand on the product. Do not use the product as a stepladder.
- 9 This product is intended for indoor, household use only as it is a non-industrial product.
- 10 Please use caution and care when lifting the product to avoid personal injury and/or product damage.

Care and Maintenance

- Please periodically check all things and re-tighten as necessary.
- To clean your item, please use a damp cloth and wipe clean.
- Never allow any kind of liquid to remain on your furniture. Absorption can cause wood to warp or finish to de-laminate.
- Please do not place hot items (eg. hot drinks) directly on to the surface
- Please do not drag and pull your furniture.

Assembly Details

40 mins

Approximate Assembly Time



2 person assembly

Floor Area:

2x2 meters

Required Assembly Space



Phillips-Head Screwdriver



Required Assembly Tools

Hardware List



ax16



bx4



cx12

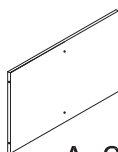


dx26



ex8

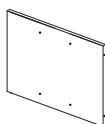
Part Name



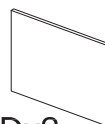
Ax2



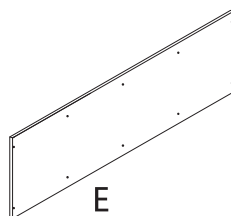
Bx3



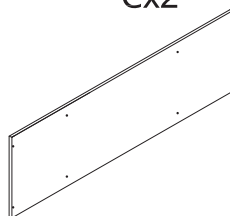
Cx2



Dx2



E



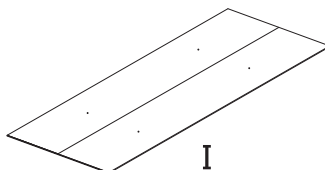
F



G



Hx2



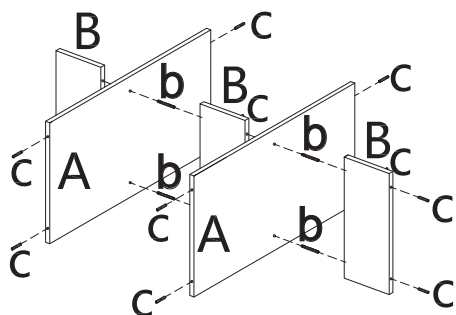
I

AFTER SALES SUPPORT

 **NZ** 0800 422 274

Assembly

STEP 1

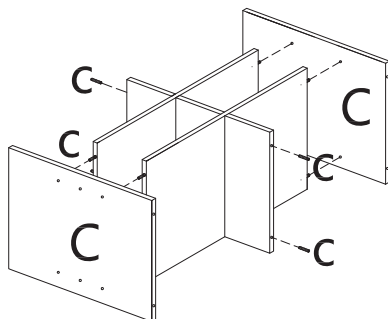


b x 4



c x 10

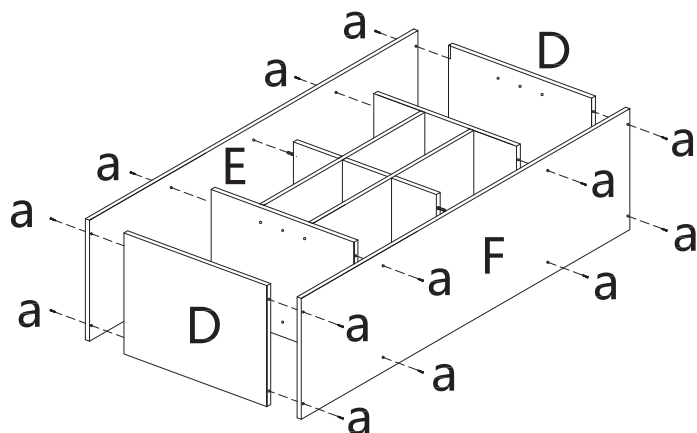
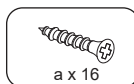
STEP 2



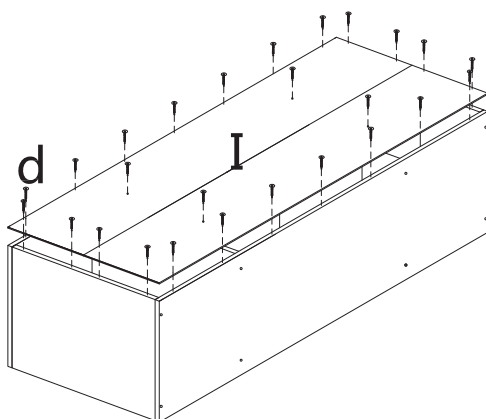
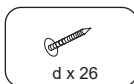
c x 4

Assembly

STEP 3

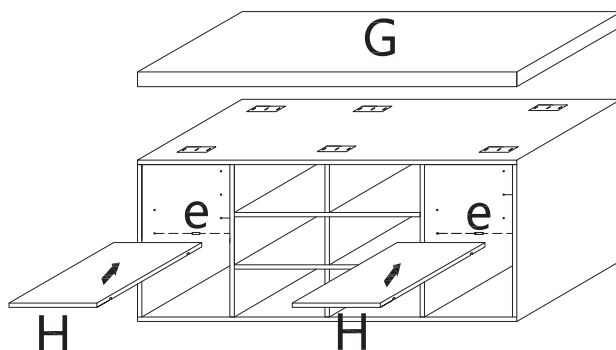
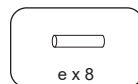


STEP 4

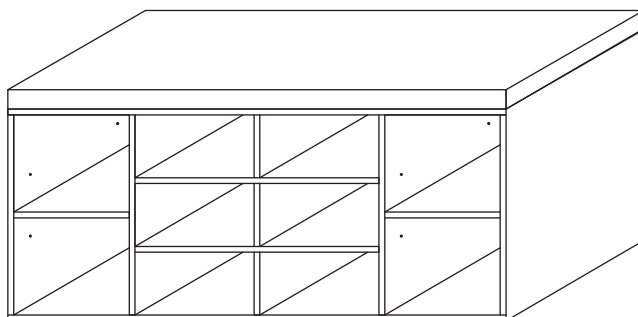


Assembly

STEP 5



STEP 6





living & co.

Warranty

We pride ourselves on producing a range of quality products that are both packed with features and completely reliable. We are so confident in our products, we back them up with a one-year warranty.

Now you too can relax knowing that you are covered.

Custmer Helpline NZ: 0800 422 274
This product is covered by 1 year warranty
when accompanied by proof of purchase.

AFTER SALES SUPPORT

 **(NZ) 0800 422 274**