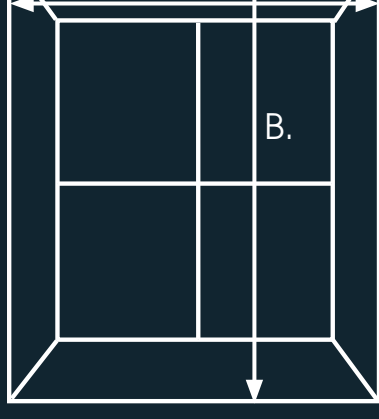


### 1. MEASURE

#### OUTSIDE FIT

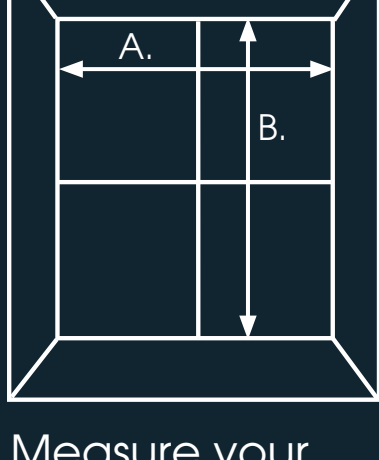


Measure your window to suit the blind you require.

A. Outside window frame width

B. Outside window frame depth

#### INSIDE FIT

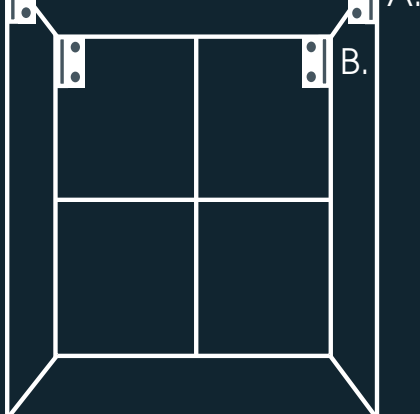


Measure your window to suit the blind you require.

A. Inside window frame width

B. Inside window frame depth

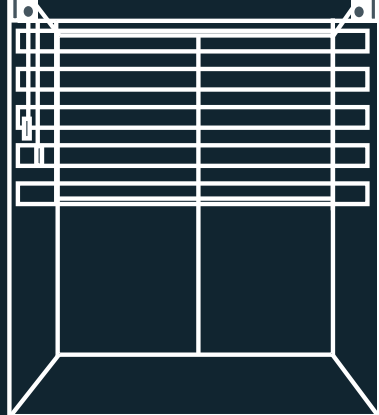
### 2. INSTALL



Install brackets as per product instructions, using brackets and screws supplied in pack

A. Outside fit

B. Inside fit



Install blind to brackets as per product instructions