

INSTRUCTION MANUAL FOR SRO6142

(Barcode: 9400988536514)

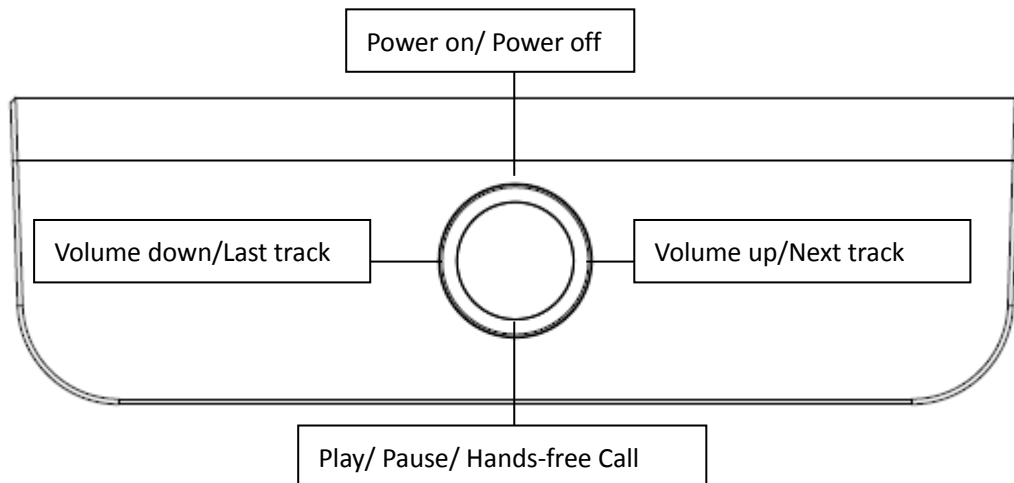
PRECAUTIONS

1. Please store and use this product at the ambient temperature;
2. Do not expose this product to the rain or damp surroundings;
3. Prevent this product from falling that could result in serious damage;
4. Do not dismantle, repair or modify this product on your own;
5. To avoid any risk, do not dispose this product inappropriately or toss it into the fire as there is a built-in lithium battery.

CONSIDERATE HINTS



1. Do not turn up the volume to a fair high level constantly as this could shorten the service life of this product or impair your hearing;
2. When encountering any fault during operation, please cut off the power supply and disconnect the USB cable to prevent further damage to the speaker or other components;
3. The Bluetooth transmission range or connectivity could be affected by low battery power. In that case, please recharge immediately.

OVERVIEW







- ⏻ Power on or Power off
- 📞▶|| Hands-free call control button/Play/Pause
- + Volume up or select next track
- Volume down or select last track


BLUETOOTH OPERATION

1. Press  for 3 seconds to turn on the speaker. The indicator light will flash to detect Bluetooth enabled devices near you. The indicator light will go off if no Bluetooth device is detected within 5 minutes.
2. Pair the speaker with the desired Bluetooth device.
3. Press  on top of the speaker to play/pause. Press & hold “+” to select next track, keep pushing “+” to increase the volume. Press & hold “-” shortly to select last track, keep pushing “-” to decrease the volume.
4. When you want to play music from another Bluetooth device, disconnect the speaker and restart the Bluetooth speaker and re-pair.

SPEAKER PHONE OPERATION

Press  to answer an incoming call; press  to hang up.
Keep pressing  to reject an incoming call.
Press twice  to redial the last phone number.

AUX PLAYBACK OPERATION

1. Turn on the speaker.
2. Insert a 3.5mm audio cable into the aux jack, connecting to any audio device such as mobile phones or computers with the other end of the cable.
3. Play/pause as desired by pressing 

CHARGING THE SPEAKER

The speaker has a built-in Lithium battery. The battery is rechargeable and provides approx 3.5 hours continuous operation when fully charged.

Use the micro-USB cable to charge the speaker. The red indicator light will illuminate. The red indicator light will go off when the speaker is fully charged.

SPECIFICATION

- Product Model : SRO6142
- USB Recharge Voltage: DC 5V
- Built-in Battery: Lithium battery 2000mAh
- Output Power: 10W*2
- Frequency Response: 90Hz-20 KHz
- Sensitivity: 80db±2db
- Signal to Noise Ratio (SNR):≥80Db
- Transmission Distance : ≤10M (depending upon operation environment and devices to which it connects)
- Bluetooth Specifications : Bluetooth V4.0
- Product dimension (L X W X D):200x60x40MM
- Charging time: 5 hours

Accessories

- Speaker * 1
- Micro USB charging cable * 1
- Manual *1

Trouble shooting

Faults	Phenomena	Solutions
Unable to pair up with other devices		<ol style="list-style-type: none">1. Check if the speaker is still in the process of search or switch it off and then on.2. There are too many enabled Bluetooth devices within 10 metres circle that cause difficulty in connection. If so, please turn these Bluetooth devices off.
The sound is rather low or distorted		<ol style="list-style-type: none">1. Check the Bluetooth device's volume and then adjust it to a proper level.2.Recharge the battery
The music stops from time to time		Check whether the speaker's effective transmission range is exceeded or there is an obstacle between the speaker and enabled Bluetooth device.
The Bluetooth indicator remains off		<ol style="list-style-type: none">1. It suggests the battery power drops quite low and retry once being recharged.2. Turn it on again.